



Traffic Fines Notification

Dear Users,
you can now register in Traffic Fines Notification service by receiving a notification through different channels such as:

1. Email.
- 2.Short text message (SMS)on your mobile phone.
3. Fax.

(How to register)

First: If you were registered before in the Traffic Services through Dubai Police website

1. If you were registered before in the traffic services through Dubai Polic website, you will automaticly receive a notification through your Email in additional to other methods you selected before such as the SMS or the Fax as shown in figure 1.

<input checked="" type="checkbox"/> Register for Traffic Services			
Traffic No	<input type="text" value="10496541"/>		
Licence Number	<input type="text"/>	Issue Date	<input type="text"/>
Plate No. In Dubai	<input type="text"/>	Plate Category	<input type="text"/>
Plate Code	<input type="text"/>		
File Open Date	<input type="text"/>		
*Emirate	<input type="text" value="Dubai"/>		
*Address	<input type="text" value="Dubai"/>		
*Email	<input type="text" value="YourE-mail@mail.com"/>		
*Mobile	<input type="text" value="0501234567"/>	<input checked="" type="checkbox"/> Notify me SMS	
Fax	<input type="text" value="041234567"/>	<input checked="" type="checkbox"/> Notify me by fax	
Telephone	<input type="text"/>		

Figure 1

2. Also, you can renew your previous registration details by entering Dubai Police website > Online Services >Road and Transportation Authority-Traffic services as shown in figure 2.



Figure 2

3. When you click the Traffic E-Services link, you will be converted automatically to the Road and Transportation Authority website. Press the User login link on the left of the page as shown in figure 3, the User login screen will appear as shown in figure 4.

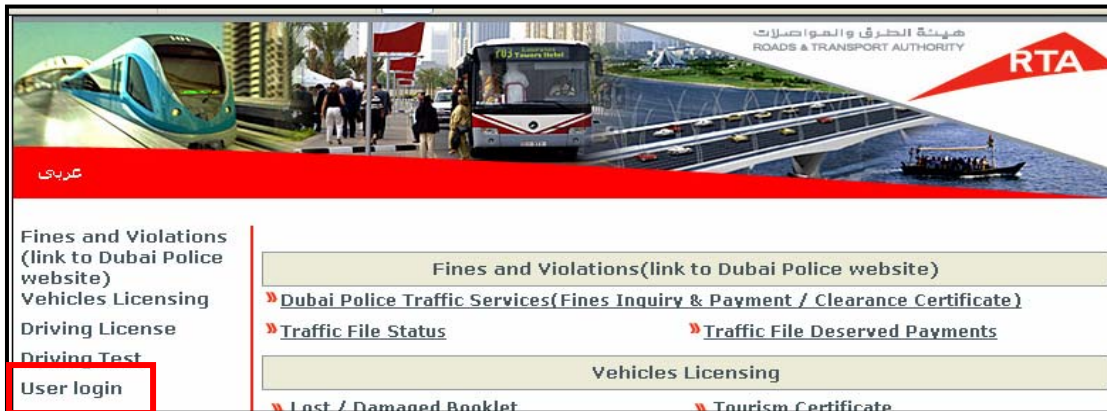


Figure 3

4. When you login using your user name and password, you will be known by your traffic file.

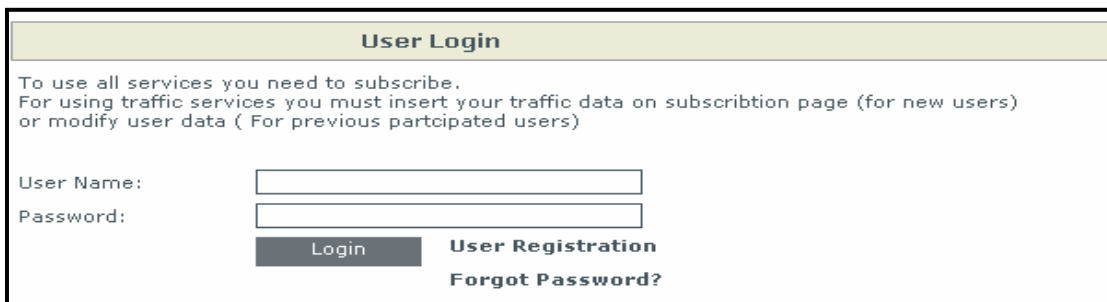


Figure 4

5. When you complete you login steps to your personal file, you will get the following page as shown in figure 5. Press the User Details link on the left of the page.

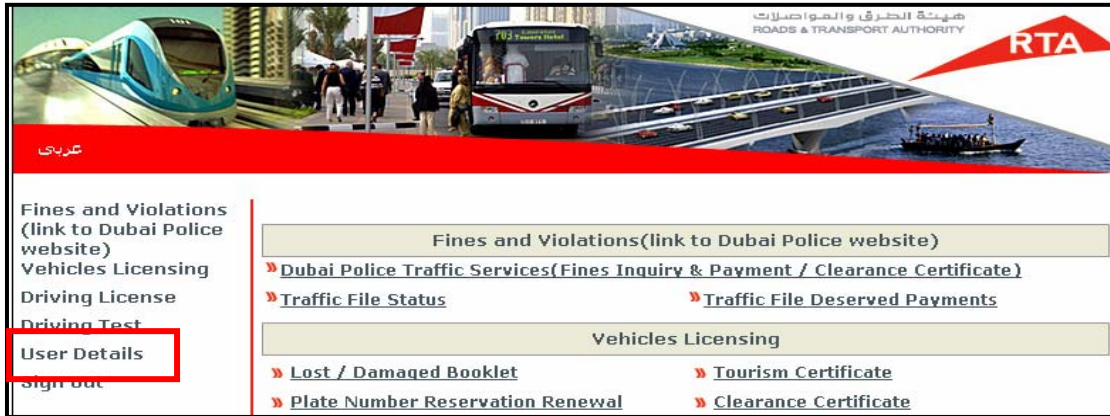


Figure 5

6. If you did not register in the Traffic E-services before, you can change your registration details by registering in the Traffic Services using:

- The Traffic File number (you can find it in the vehicle booklet).
- The driving license number (you can find it in the driving license).
- The vehicle plate number (if the vehicle was registered in Dubai).

When you finish entering your traffic details as shown in figure 6(a), you can add the other methods for notifying either the SMS or the Fax in the Traffic Services as shown in figure 6(b).

The image shows the 'User Details' registration form. The form is divided into two sections: (a) and (b). Section (a) includes fields for Name, Date of Birth, Gender, Nationality, ID Number, Labor Card Number, Occupation, User Name, Password, and Re-enter Password. Section (b) includes fields for Traffic No, Licence Number, Issue Date, Plate No. In Dubai, Plate Category, Plate Code, File Open Date, Emirate, Address, Email, Mobile, Fax, and Telephone. The 'Register for Traffic Services' checkbox is checked.

Figure 6

By the end of the above procedures, you will activate the Traffic Fines Notification service on your vehicle.

Second: New User Registration

1. If you did not register in the Traffic Service before through Dubai Police website, you can follow the registration steps by entering Dubai Police website (www.Dubai.police.gov.ae) > Online services > Road and Transportation Authority-Traffic services as shown in figure 1.



Figure 1

2. When you click the Traffic E-Services link, you will be converted automatically to the Road and Transportation Authority website. Press the User login link on the left of the page as shown in figure 2

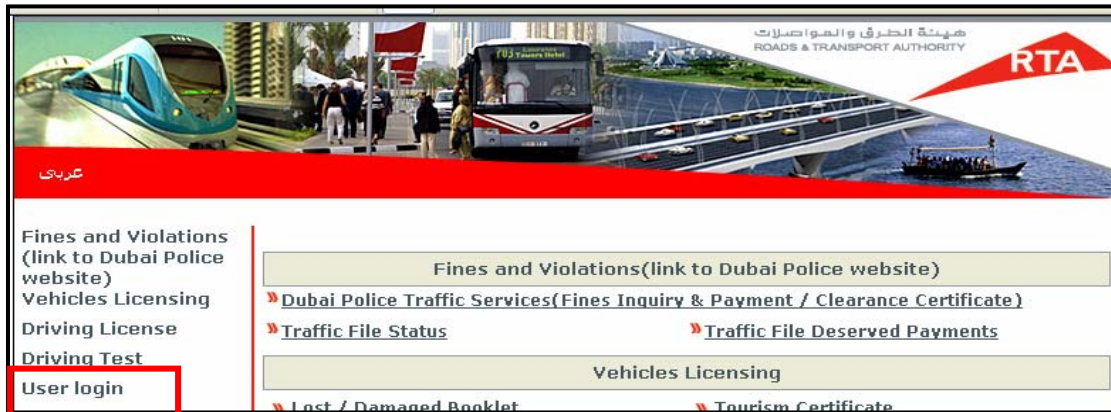


Figure 2

3. The following page will be shown in figure 3. Press User Registration link

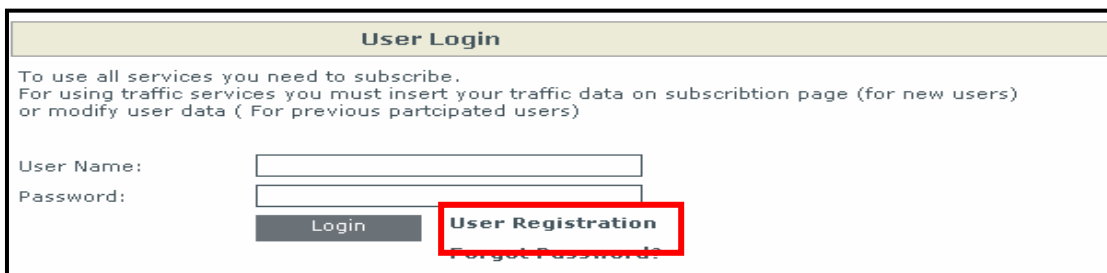


Figure 3

4. Enter all the details which have the(*) sign and you have to register for the Traffic services using:

- The Traffic File number (you can find it in the vehicle booklet).
- The driving license number (you can find it in the driving license).
- The vehicle plate number (if the vehicle was registered in Dubai).

When you complete your registration in the Traffic Services, you can add the other notifying methods either the SMS or the Fax as shown in figure 4.

The screenshot shows a web form titled "User Registration". At the top, it says "Register new subscriber" with a dropdown menu set to "Person". Below this are several required fields marked with an asterisk (*):

- *Name: Text input field.
- *Date of Birth: Text input field with a calendar icon and the format "DD-MM-YYYY".
- *Gender: Dropdown menu with "Select" as the current value.
- *Nationality: Dropdown menu with "Select" as the current value.
- Labor ID no: Text input field with the note "For expatriates".
- *Occupation: Dropdown menu with "Select" as the current value.
- *User name: Text input field.
- *Password: Text input field with the note "Password must be at least 6 characters".
- *Re-enter Password: Text input field.
- *Emirate: Dropdown menu with "Select" as the current value.
- *Address: Large text area, highlighted with a red box.
- *Email: Text input field with a checked "Email Notification" checkbox.

Below these fields is a checkbox labeled "Register for Traffic Services", which is also highlighted with a red box. Underneath this checkbox are several more fields:

- Traffic No: Text input field with a calendar icon and the note "The Id that appears on the vehicle registration card".
- Licence Number: Text input field with a calendar icon.
- Issue Date: Text input field with a calendar icon.
- Plate No. In Dubai: Text input field with a calendar icon.
- Plate Category: Dropdown menu.
- Plate Code: Dropdown menu.
- File Open Date: Text input field with a calendar icon.

At the bottom of the form, there is a note: "Fields marked with * are required." and two buttons: "Submit" and "Cancel".

Figure 4

By the end of the above procedures, you will be activated the Traffic Fines Notification service on your vehicle.